



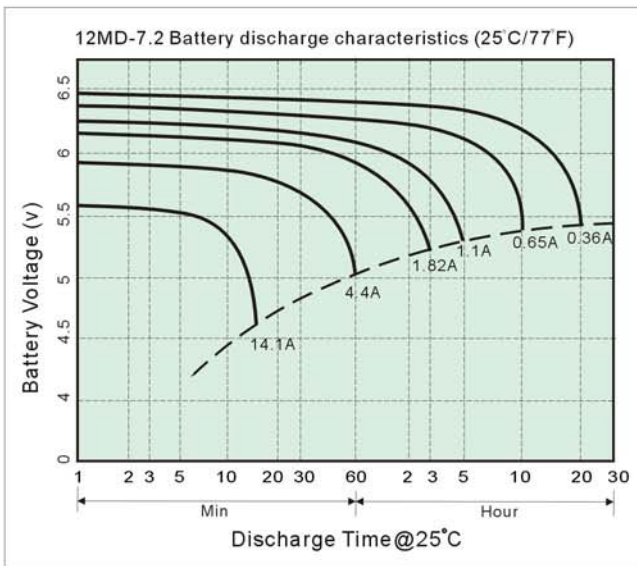
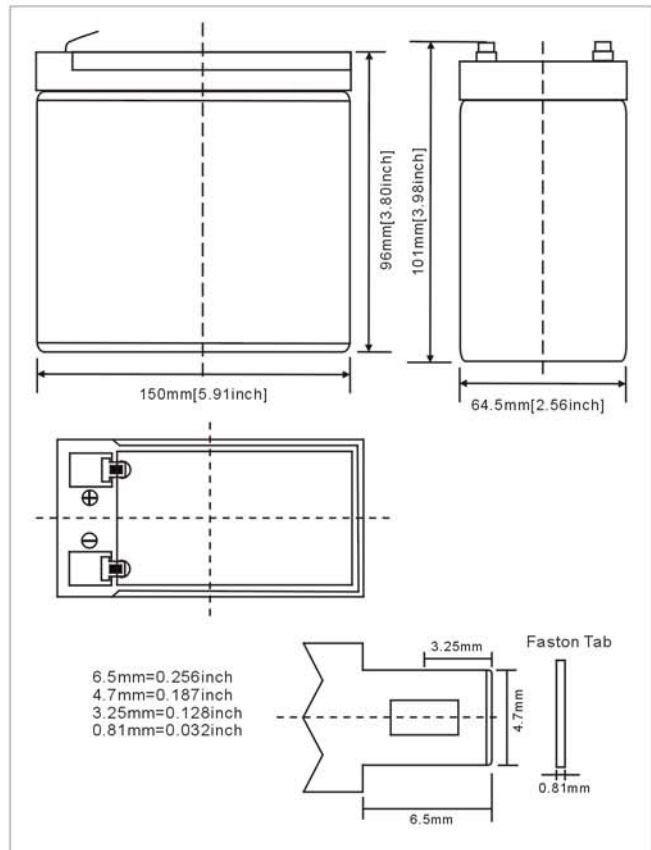
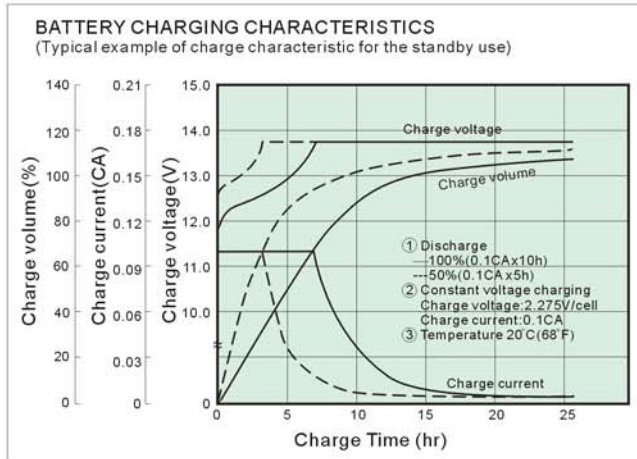
**MD SERIES**  
12MD-7.2 (12V7.2AH)

**FEATURES**

- \*Maintenance Free
- \*Leak Proof/ Spill Proof
- \*Gas Recombination
- \*Absorbed Electrolyte
- \*Float/ Cycle Use
- \*Low Self Discharge Rate
- \*Safety Valve
- \*Lead Calcium Alloy
- \*Useable In Any Position
- \*Rugged Design
- \*Available Flame Retardant Material(Optional)

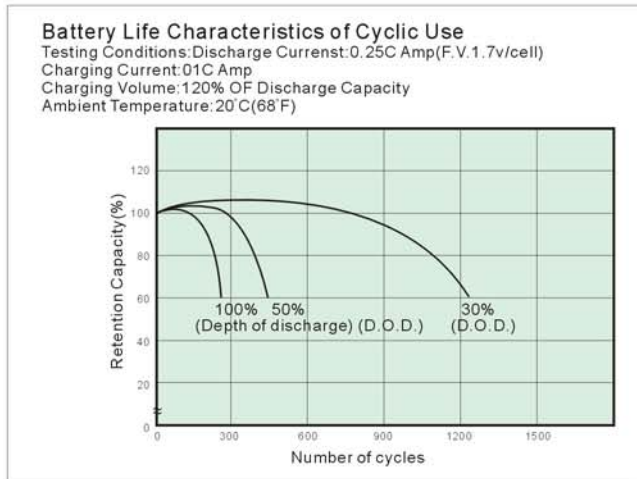
Nominal Voltage		
Rated Capacity (20 Hour Rate)		
Dimensions	Length	150mm (5.91inches)
	Width	64.5mm (2.56inches)
	Height	96mm (3.80inches)
	Total Height	101mm (3.98inches)
	Weight	2.65kg(5.84lbs)
Standard Terminals	ST1/ST2(FASTON TAB No.187/250)	

VRLA 12V7.2Ah - Specifications				
Nominal Voltage	Rated Capacity @20hr rate	Maximum Charge Rate	Maximum Discharge- Amps 5sec.	Internal Resistance
12V	7.2Ah	3.6Amps	105Amps	25Mili Ohms
Capacity@ 77 F(25 C)	7.20Ah @ 20 hour rate (360mA) to 1.75 volts per cell			
	6.50Ah @ 10 hour rate (650mA) to 1.75 volts per cell			
	5.75Ah @ 5 hour rate (1.15A) to 1.75 volts per cell			
	5.25Ah @ 3 hour rate (1.75A) to 1.75 volts per cell			
	4.50Ah @ 1 hour rate (4.50A) to 1.75 volts per cell			
Operating Temperature Range	Discharge	-4° F (-20° C) to +140° F (60° C)		
	Charge	14° F (-10° C) to +122° F (50° C) .(with temperature compensation)		
Recommonded Operating Temperature Range	+68° F (20° C)to + 77° F (25° C)			
Charging (Constant Voltage)	Cycle use	Initial Current2.3Amps (recommended). Voltage 14.5-14.9Volts @77° F (25° C)		
	Float use	Voltage13.6-13.8Volts @77° F (25° C)		
Self Discharge @ 77° F (25° C)	Capacity after 3 month storage	90%		
	Capacity after 6 month storage	80%		
	Capacity after 12 month storage	60%		
CCB Battery may be stored for up to 12 months at 77° F(25° C) and then a freshing charge is required. For higher temperatures the time interval will be shorter.				
Capacity affected by Temperature (20 hour rate)	104° F (40° C)	102%		
	77° F (25° C)	100%		
	32° F (0° C)	85%		
	58° F (-15° C)	65%		
Charge Method (Constant Voltage)	Cycle use (Repeating use)	Initial current	1.36 A or smaller	
		Control voltage	14.5V to 14.9V	
	Trickle use	Initial current	0.51 A or smaller	
		Control voltage	13.6V to 13.8V	



Constant power discharge characteristics at 25°C/77°F

End V/cell	Discharge time							
	5Min	10Min	15Min	30Min	1Hr	3Hr	5Hr	10Hr
1.75V	47	31.6	24	13.4	7.6	3.6	2.3	0.65
1.70V	49	33	25.2	13.9	8.3	3.9	2.5	0.7
1.60V	53	35	26.9	14.6	8.8	3.99	2.65	0.75



**Charging Procedure**

Application	Charging method	Charging Voltage at 20°C (V/cell)	Temperature compensation coefficient of charging voltage (mV/Ccell)	Max. charging current (CA)	Charging time 0.1CA, 20°C (h)		Temp (°C)
					100% discharge	50% discharge	
For standby power Source	Constant voltage & Constant current charging	2.25~2.30	-3	0.2	24	20	0~40 (32~104°F)
For cycle service	(with current restriction)	2.40~2.0	-4	0.2	16	10	

**CCB INDUSTRIAL BATTERY CO., LTD**

CCB CHINA

Shenzhen, China 518001  
Tel: 86-755-82297502 82297504  
Fax: 86-755-82297586  
E-mail: sales@battery-oem.com  
WEBSITE:  
http://www.battery-oem.com

CCB USA

Phoenix Arizona 85054 USA  
Tel: 1-480-513-0808  
Fax: 1-480-563-9264  
E-mail: ccbbatteries@att.net  
WEBSITE:  
http://www.ccbbattery.com

